



msi[®]

MYSTIC LIGHT (Mobile)

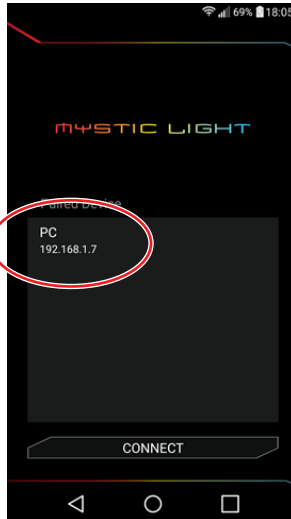
User Guide

Introduction

MYSTIC LIGHT (mobile) is a mobile phone application for connecting your mobile phone and MYSTIC LIGHT desktop program on your computer via Wi-Fi. Furthermore, you can control the motherboard LED effects by your mobile phone.

Creating Connections with Wi-Fi

1. Install MYSTIC LIGHT desktop version on your computer and MYSTIC LIGHT (mobile) on your iPhone or Android phone.
2. Open the MYSTIC LIGHT (mobile) application to CONNECT screen. It will display available paired device on the same network via the Wi-Fi router.



3. Select the target computer you would like to connect to from the Paired Device list and tap the CONNECT button.



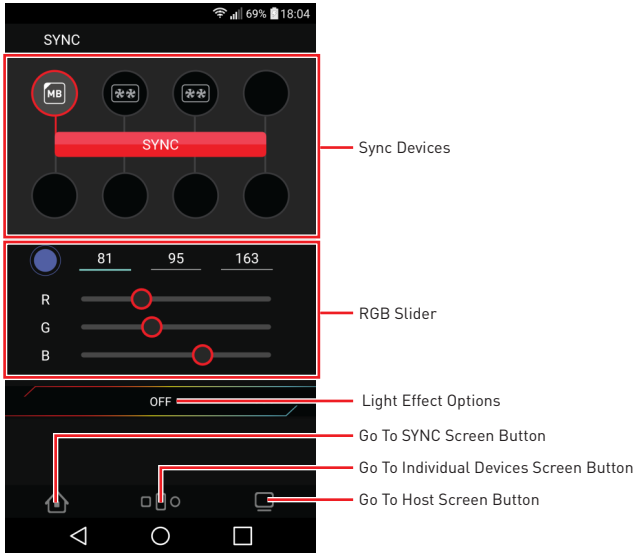
4. When the MYSTIC LIGHT desktop version shows above screen, which means that you can remotely control motherboard LED via your mobile phone. If you want to get control back to the desktop version, you have to disconnect the link.

Using the Application

This section describes how to use the MYSTIC LIGHT (mobile) application

SYNC Screen

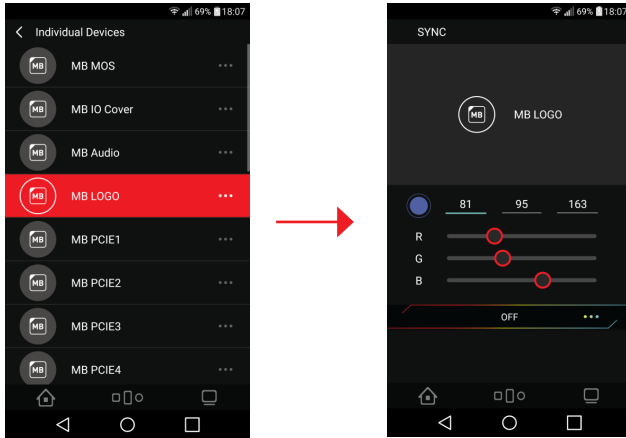
The SYNC screen is used to configure what devices need to be synchronized and LED light effect options.



- **Sync Devices** - allows you to select devices to sync by tapping the device's icon on the Sync Device block.
- **RGB Slider** - allows you to adjust RGB values to change LED color.
- **Light Effect Options** - allow you to select lighting effect of the sync devices.
- **Go To SYNC Screen Button** - tap this icon to enter the SYNC screen.
- **Go To Individual Devices Screen Button** - tap this icon to enter the Individual Devices screen.
- **Go To Host Screen Button** - tap this icon to enter the Host screen.

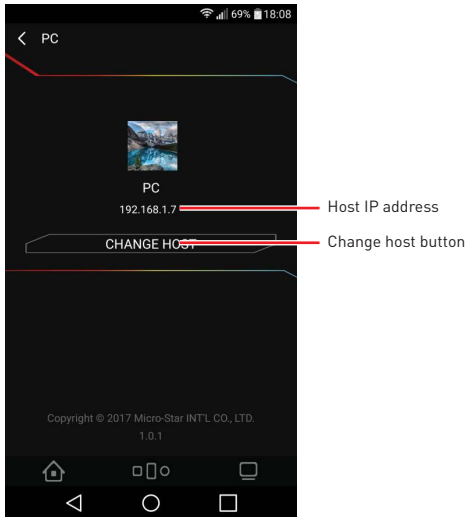
Individual Devices Screen

The Device screen is used to enter the setting screen of individual devices.



Host Screen

The Host screen shows the IP address of the host and allows you to change the host.



- **Host IP address** - showse the IP address of the host.
- **Change host button** - tap it to enter the Pair screen and change the host.